

Explore
the **RESIDENTIAL ELEVATOR**
Collection

Commitment to Quality

Federal Elevator offers:

D

ependability

With almost two decades and several thousand installations worldwide, Federal Elevator has achieved high status and respect within its field. Federal's highly trained professional engineers work hard to ensure that every final product meets the highest demands of the customer.

R

eliability

Federal Elevator is aware that customers are important and valuable, therefore they assure that the customer service provided is always attentive and unmatched by anyone in the industry. Buying and installing an elevator in your home can be simple and free of worries with Federal Elevator.

S

ecurity

Safety is an overriding concern to the Federal Elevator team. This is the reason why they guarantee that the products they manufacture meet very exacting standards. All of the residential models are equipped with an Emergency Battery Backup Lowering Operation. Should a power failure occur, this device allows the elevator to operate in the down direction and supplies emergency lighting and alarm bell.

V

ersatility

The team at Federal Elevator understands that everyone is an individual with different tastes. For this reason, the residential models can be completely custom designed. Federal's vertical transportation experts work closely with customers to ensure that the proper choices are made when planning to install an elevator in the home. Federal's residential models are designed to be an accent to homes rather than just a necessity.

P

ease of mind

Every elevator and component offered by Federal Elevator carries a one year limited guarantee. The guarantee is for the replacement at no cost of defective part(s), but does not include the labour costs required to replace any defective part(s).



the

Panorama SERIES

Veneers



Cherry



Maple




Sliced Red Oak

available
interior
options


Melamines



White



Almond



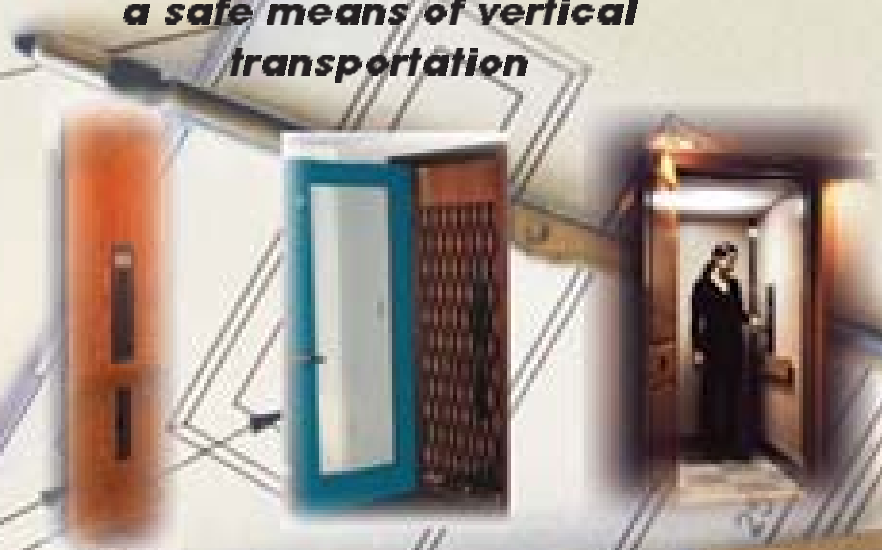
Gray



Sliced Red Oak



Federal's Standard cab adds a touch of elegance to your home while providing a safe means of vertical transportation



Personalized Options


Raised Wall Panels



Push Button Plates




Handrails



Solid Folding Gate
A manual solid folding gate with wood grain panels and bronze trim.



Scissor Gate
Available in Black, White or Tan



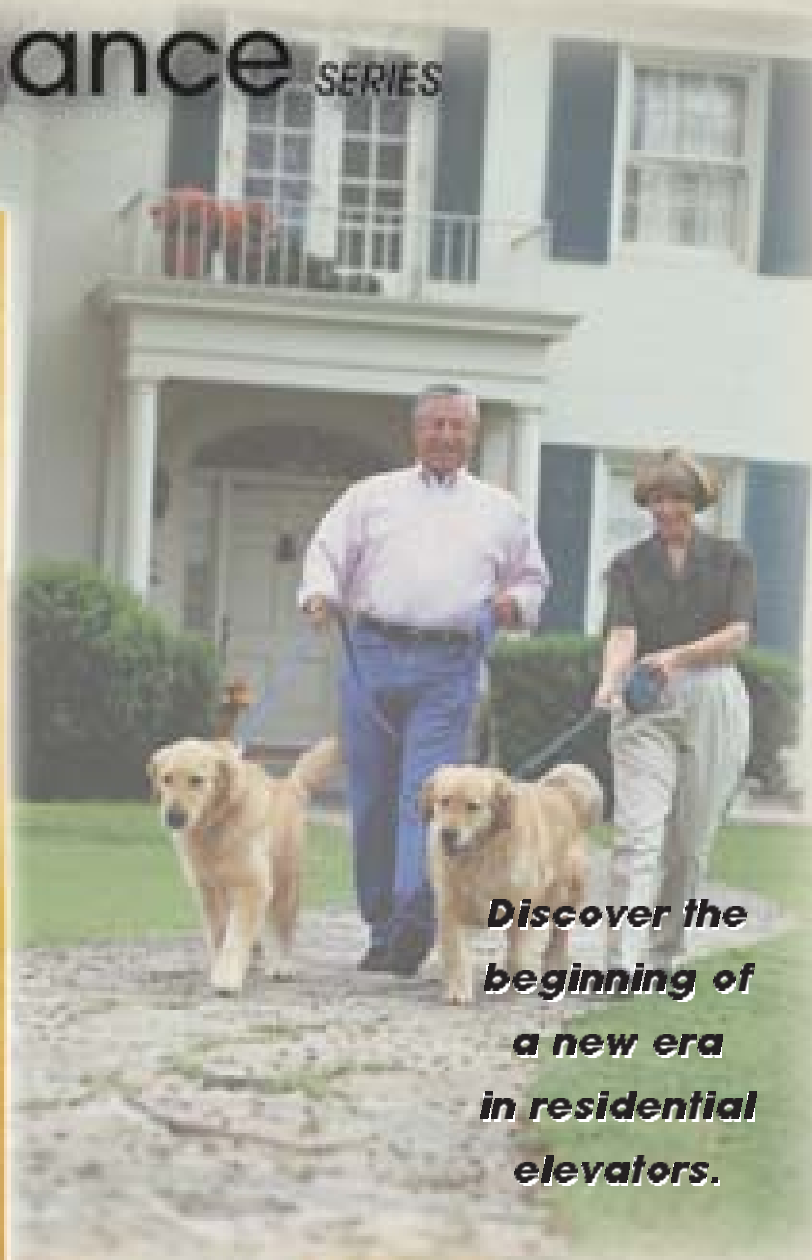
Transparent Folding Gate
A manual folding gate featuring clear acrylic inserts with bronze or anodized aluminum trim.

Ceilings



the

Renaissance SERIES



Discover the beginning of a new era in residential elevators.

Create a cab that best accentuates your personal style and decor.



STANDARD FEATURES

Cab Interior

- Select wood veneer or melamine wallboard with extended color range.
- Plywood subflooring.
- Stainless steel operating push button station.
- Solid oak hand rail.
- Emergency stop button.
- Automatic cab light circuit (optional).
- Solid ceiling with pot lights.
- Manual accordion gate.
- An emergency lowering power supply to allow the lift to operate in the down direction should the normal building power supply fail.

Control Specifications

- Automatic operation.
- Power to suit site conditions.

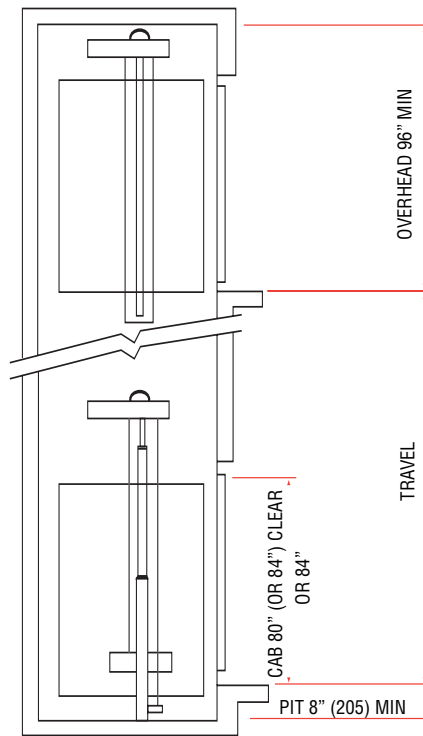
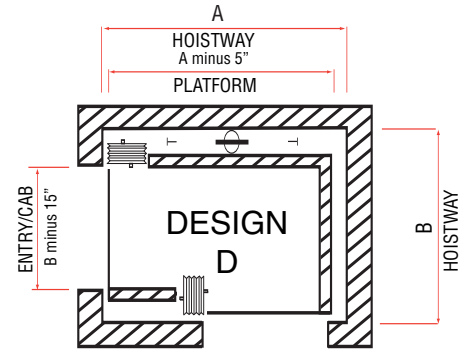
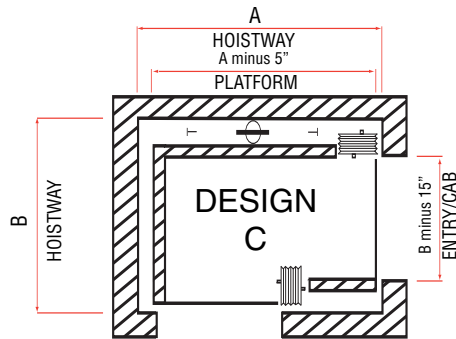
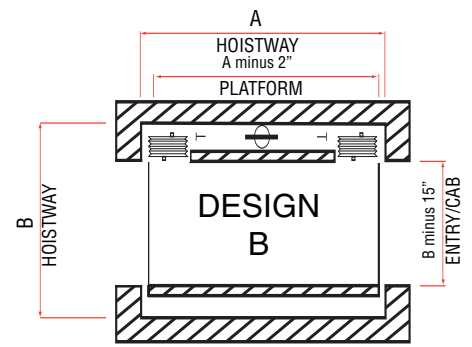
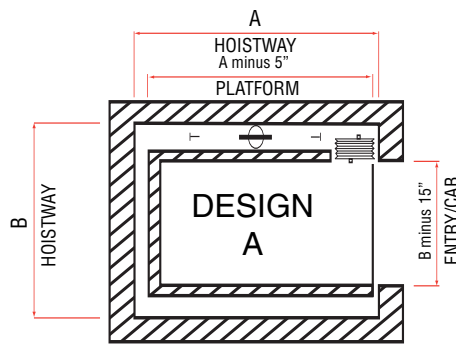
Standard System Specifications

- Drive: 1:2 roped cable hydraulic
- Capacity: 750 lbs or 1000 lbs
(1400 lbs available at extra cost)
- Speed: 36 fpm
- Travel: up to 60 feet
- Pit Depth: 12" (8" minimum)
- Overhead: 96"
- Platform: 36" wide x 48" deep
(many other sizes available)
- Warranty: 12 months

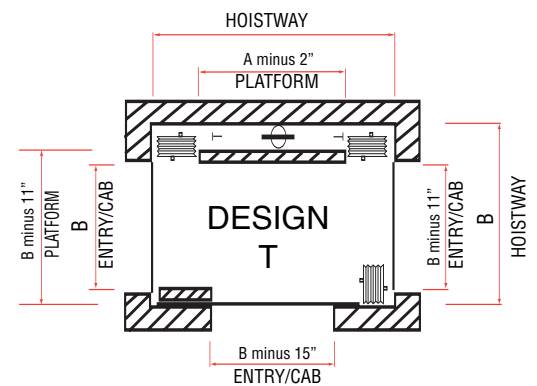
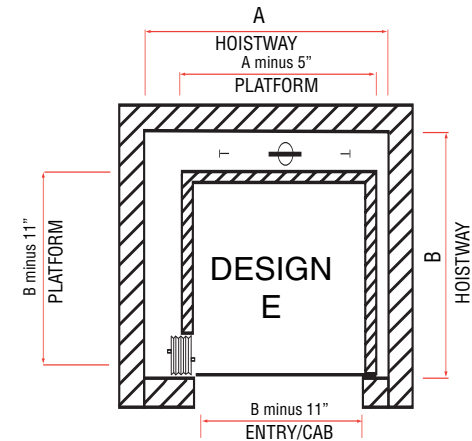
OPTIONS

Car Enclosure

- Telephone cabinet
- Various interior cab panel finishes including: oak, maple, mahogany, or cherry veneer.
- Brass package (lights, fixtures, handrail).
- Custom car sizes to suit any specification.
- Arrival gongs and lights.
- Floor indicator lights.
- Car gates - bifold or sliding.
- Rubber, carpet, or tongue and groove flooring.
- Electronic keyless access control.
- Multi-path infra-red LED safety ray.
- Automatic car doors.



ELEVATION VIEW



Advanced Elevator Systems

43 Wentworth Court
 Brampton, Ontario, Canada L6T 5L4
 Tel: (905) 458-4015 • 1 888 785-5438 (LIFT)
 Fax: (905) 458-0680
 www.federalelevator.com

CUSTOM PLATFORM SIZES AVAILABLE